

TRENDLUX3-A

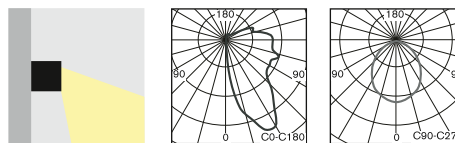
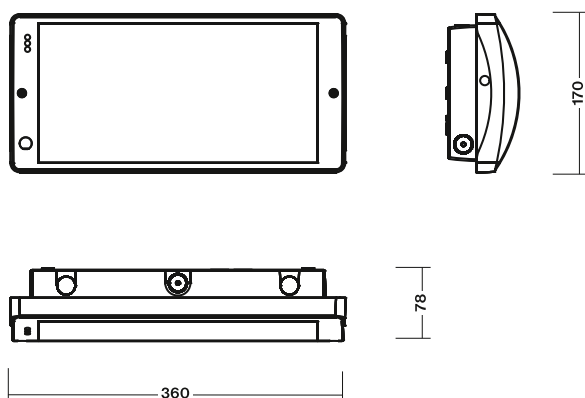
AVAILABLE ALSO FOR OUTDOOR APPLICATION (equipped with HEATING UNIT)



Both shape of reflector and **special LED linear lens** ensure perfect light distribution for corridor escape route illumination according to EN1838

**Input Power:**

- 4,6W/ 5,4VA (maintained M/1h)
- 2,2W/ 4,3VA (non-maintained NM/1h)
- 2,7W/ 4,6VA (CBS)



- **IP65 IK10 impact resistant** WALL mounting powerful LED fixture with perfect light distribution for non-maintained/maintained (NM/M) or centralised (C) emergency lighting available in all following versions:

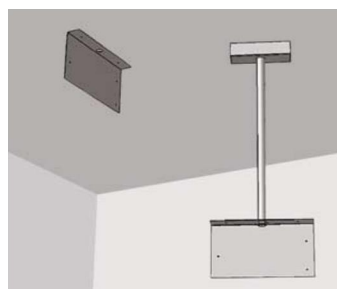
- **AUTOTEST (-AT)**
- **OUTDOOR with heating unit for all areas where battery protection against low temperatures is needed (TRENDLUX3-A-AT-FROST)** ❄️
- **DALI**
- **CENTRALTEST (-ATXL)** for ELMAX-Look Mini system (look up page No.22)
- **Wireless CENTRALTEST (-ATRF)** for ELMAX-ATRF system (page No.24)
- **CENTRAL BATTERY (C.TRENDLUX3)** for **non-addressable CBS**
- Conforming to the requirement of EN60598-2-22, EN1838, EN62034
- Design: PC impact resistant body IK10
- IP65 výkonné LED núdzové svietidlá s mechanickou odolnosťou IK10 pre NÁSTENNÚ montáž s perfektnou distribúciou svetla pre trvalé/netrvalé (NM/M) alebo (C) centrálné napájané núdzové osvetlenie dostupné vo verziách pre:
 - **AUTOTEST (-AT)**
 - **verzia pre EXTERIÉR s vyhrievaním batérie pri minusových teplotách (TRENDLUX3-A-AT-FROST)** ❄️
- **DALI**
- **CENTRALTEST (-ATXL)** pre systém ELMAX-LOOK Mini (pozri str.22)
- **bezdrôtový CENTRALTEST (-ATRF)** pre ELMAX-ATRF systém (str.24)
- **CENTRAL BATTERY (C.TRENDLUX3)** pre **neadresovateľné CBS**
- spĺňa požiadavky európskej normy EN 60598-2-22, EN1838, EN62034
- konštrukcia: IK10 teleso z nerozbitného PC

STANDARD FEATURES**STANDARDNÁ VÝBAVA**

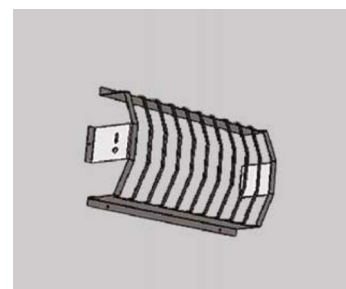
- **High efficient MidPower (170lm/W) LONGLIFE LEDs 5000K (>100.000h)**
- **NEW Advanced Electronics**
- **LONGLIFE LiFePo4 battery**
- **Installation Mode** (battery protection, for more details look up page No.28)
- **Intelligent battery charging**
- **Special LED linear lens**
- Heating battery unit (only for TRENDLUX3-A-AT-FROST)
- Addressable CENTRALTEST communication module (for ATXL and ATRF version only)
- LEDs indicating presence of power supply and signaling failures + TEST button
- **vysoko účinné MidPower LED 5000K (170lm/W) so životnosťou min.100000h**
- **progresívna elektronická jednotka**
- **LONGLIFE LiFePo4 batéria**
- **Inštalračný mód** (ochrana batérie, pozri aj str.28)
- **Inteligentné nabíjanie batérie**
- modul vyhrievania batérie (len pre TRENDLUX3-A-AT-FROST)
- špeciálna lineárna LED optika
- adresovateľný CENTRALTEST komunikačný modul (len pre ATXL a ATRF verzie)
- signalizácia LED a TEST tlačítko

OPTIONAL ACCESSORIES**PRÍPLATKY**

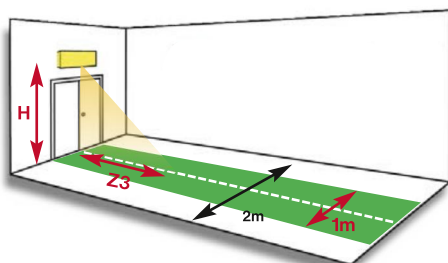
- Mounting brackets (look up page No.52)
- Protective cage (look up page No.52)
- prídavné montážne konzoly (pozri str.52)
- ochranná mreža (pozri str.52)



Optional Brackets
Príplatkové konzoly
(look up also page No.52)

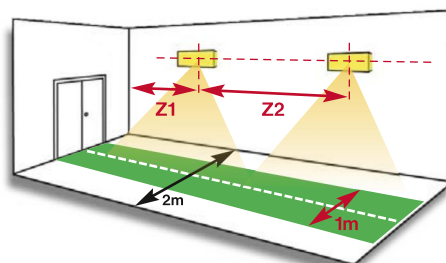


Optional Protective Cage
Príplatková ochranná mreža
(look up also page No.52)



For corridor areas up to 2m in width the escape route should be 1m wide. In the central line min 1lux and in the whole escape route area min 0,5lux levels are required (EN1838).

1LUX SPACING TABLE / ROZMIESTNENIE PRE 1LUX	
H (m)	Z3 (m)
2,75	4,80
3,00	5,00
3,50	5,30



For corridor areas up to 2m in width the escape route should be 1m wide. In the central line min 1lux and in the whole escape route area min 0,5lux levels are required (EN1838).

1LUX SPACING TABLE / ROZMIESTNENIE PRE 1LUX		
H (m)	Z1 (m)	Z2 (m)
2,75	3,80	9,00
3,00	3,90	9,40
3,50	4,10	9,80

Page No.18

AUTOTEST -AT NM/M

Type	Version	Duration	Light Source	Light Flux / Emergency mode	Battery	Order Code	Weight
TRENDLUX3-A-AT.1h	NM/M	1h	LED	300 lm / 300 lm	LiFePo4 6,4V/1,0Ah	341-B-001-04-00-00	1,6 kg
TRENDLUX3-A-AT.3h	NM/M	3h	LED	300 lm / 300 lm	LiFePo4 6,4V/2,0Ah	341-B-002-04-00-00	1,7 kg



AUTOTEST -AT NM/M for OUTDOOR with BATTERY HEATING

Type	Version	Duration	Light Source	Light Flux / Emergency mode	Battery	Order Code	Weight
TRENDLUX3-A-AT-FROST.1h	NM/M	1h	LED	300 lm / 300 lm	LiFePo4 6,4V/2,0Ah	341-B-013-04-00-00	1,9 kg

DALI Self-Contained

Type	Version	Duration	Light Source	Light Flux / Emergency mode	Battery	Order Code	Weight
TRENDLUX3-A-DALI.1h	NM/M	1h	LED	300 lm / 300 lm	LiFePo4 6,4V/1,0Ah	341-B-005-04-00-00	1,6 kg
TRENDLUX3-A-DALI.3h	NM/M	3h	LED	300 lm / 300 lm	LiFePo4 6,4V/2,0Ah	341-B-006-04-00-00	1,7 kg

Page No.22

CENTRALTEST -ATXL ELMAX-LOOK

Type	Version	Duration	Light Source	Light Flux / Emergency mode	Battery	Order Code	Weight
TRENDLUX3-A-ATXL.1h	NM/M	1h	LED	300 lm / 300 lm	LiFePo4 6,4V/1,0Ah	341-B-007-04-00-00	1,7 kg
TRENDLUX3-A-ATXL.3h	NM/M	3h	LED	300 lm / 300 lm	LiFePo4 6,4V/2,0Ah	341-B-008-04-00-00	1,8 kg

Page No.24

Wireless CENTRALTEST ELMAX-WIRELESS

Type	Version	Duration	Light Source	Light Flux / Emergency mode	Battery	Order Code	Weight
TRENDLUX3-A-ATRF.1h	NM/M	1h	LED	300 lm / 300 lm	LiFePo4 6,4V/1,0Ah	341-B-009-04-00-00	1,7 kg
TRENDLUX3-A-ATRF.3h	NM/M	3h	LED	300 lm / 300 lm	LiFePo4 6,4V/2,0Ah	341-B-010-04-00-00	1,8 kg

DALI CENTRAL BATTERY (CBS)

Type	Version	Light Source	Light Flux	Order Code	Weight
C.TRENDLUX3-A-DALI 230V AC	DALI CBS	LED	300 lm	341-B-011-00-00-00	1,3 kg

CENTRAL BATTERY (CBS)

Type	Version	Light Source	Light Flux	Order Code	Weight
C.TRENDLUX3-A 230V AC/DC	CBS NON-ADDRESSABLE	LED	300 lm	341-B-004-00-00-00	1,3 kg
C.TRENDLUX3-A 24V AC/DC	CBS NON-ADDRESSABLE	LED	300 lm	341-B-012-00-00-00	1,3 kg

Look up pages No. 190-197 for 1lx Spacing tables
Pozri str.190-197 pre rozmiestnenie svetidiel na dosiahnutie 1lx

All LED parameters are describing the light source lm output. For the lighting calculation please use LDT file available on www.sec.sk
LED parametre sú platné pre LED svetelné zdroje samotné. Pre svetelno-technický výpočet použite LDT súbor na www.sec.sk